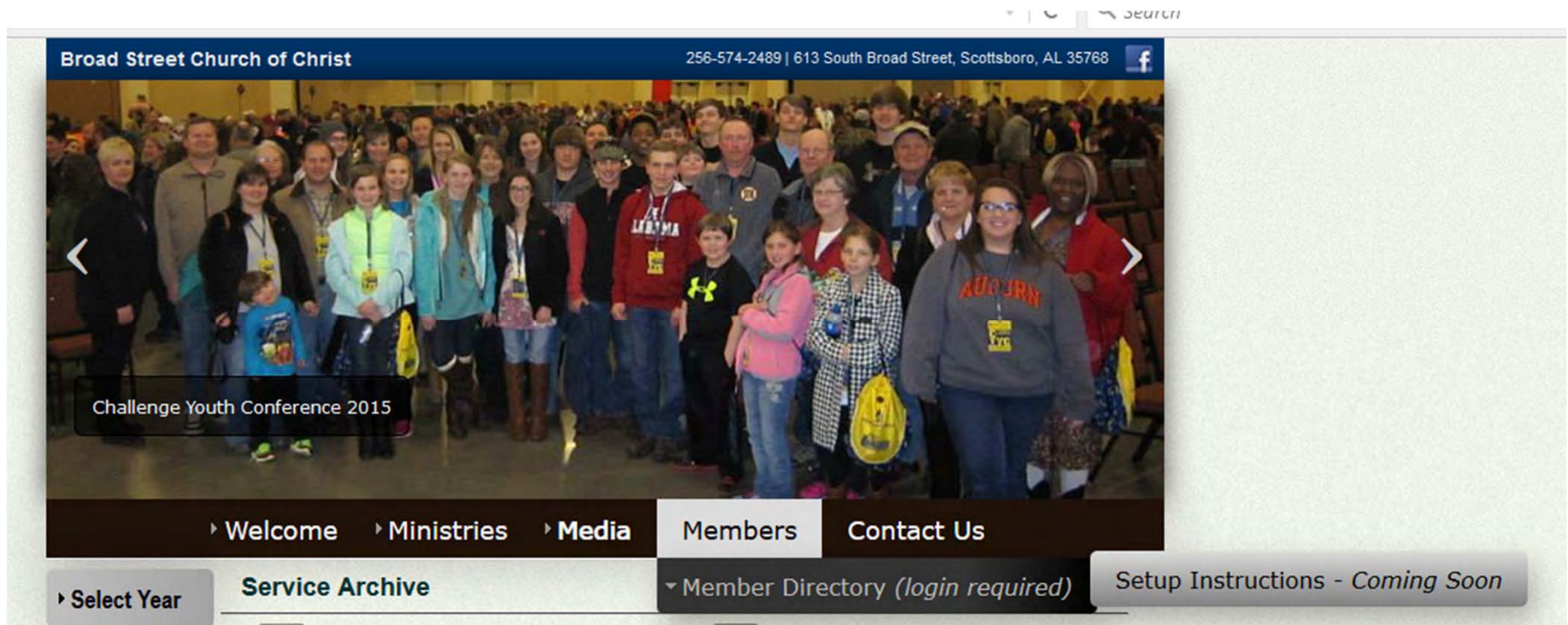


Web Viewer Setup

- Go to members.instantchurchdirectory.com

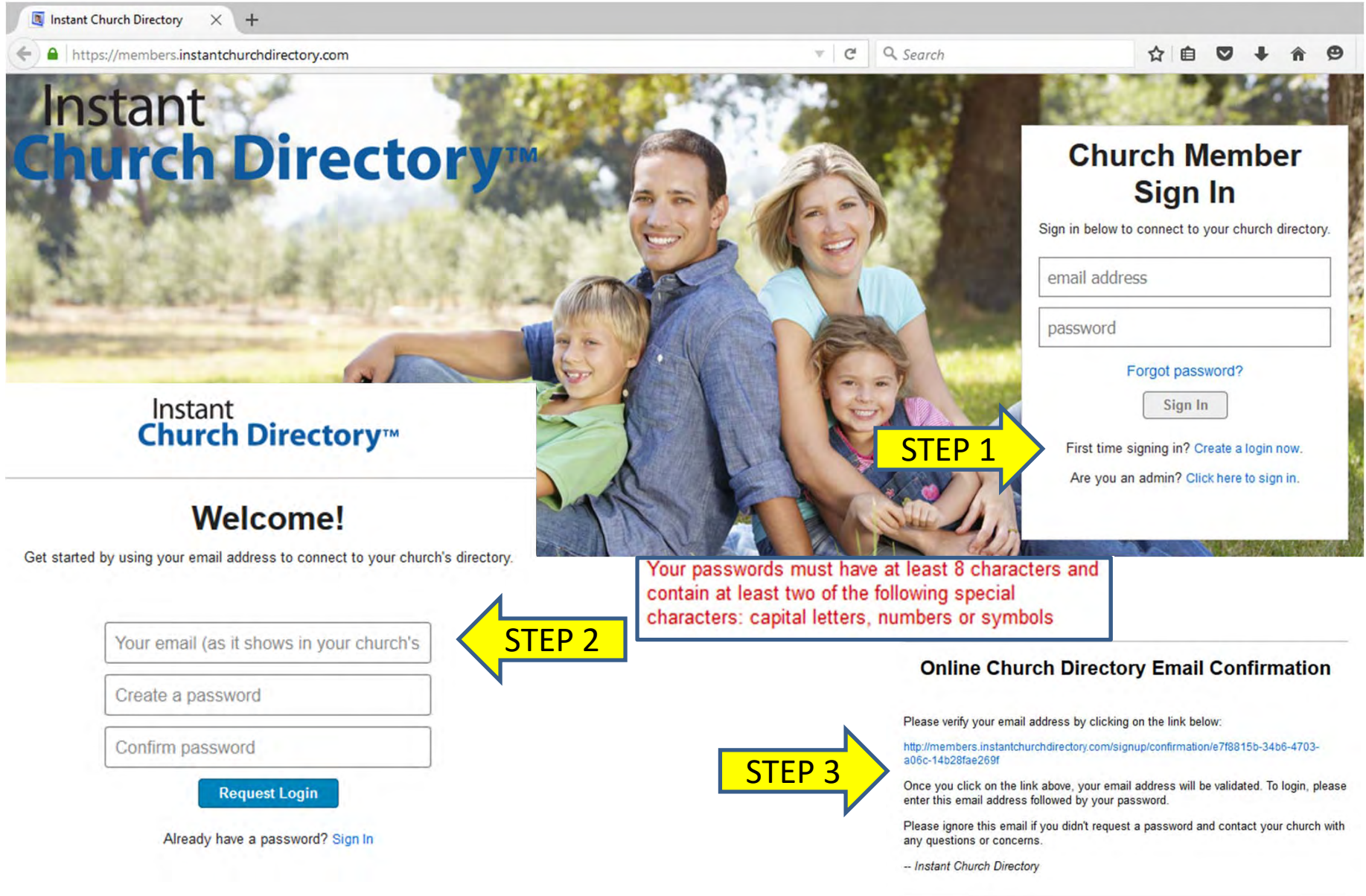
OR

- Church website (www.broadstreetchurchofchrist.com)
 - *Members*
 - *Member Directory*



The screenshot displays the website for Broad Street Church of Christ. At the top, the header includes the church name, contact information (256-574-2489 | 613 South Broad Street, Scottsboro, AL 35768), and a Facebook icon. Below the header is a large photograph of a group of people at a 'Challenge Youth Conference 2015'. A navigation menu is visible at the bottom, with 'Members' highlighted. Under 'Members', there is a dropdown menu with options: 'Select Year', 'Service Archive', 'Member Directory (login required)', and 'Setup Instructions - Coming Soon'.

Web Viewer Setup (cont.)



The screenshot shows the Instant Church Directory website. The browser address bar displays <https://members.instantchurchdirectory.com>. The main heading is "Instant Church Directory™". Below it, a "Welcome!" message is followed by the instruction: "Get started by using your email address to connect to your church's directory." There are three input fields: "Your email (as it shows in your church's)", "Create a password", and "Confirm password". A blue "Request Login" button is below these fields. A link "Already have a password? Sign In" is at the bottom left. On the right, a "Church Member Sign In" box contains "email address" and "password" fields, a "Forgot password?" link, and a "Sign In" button. Below this box are links for "First time signing in? Create a login now." and "Are you an admin? Click here to sign in." A red-bordered box contains the password requirements: "Your passwords must have at least 8 characters and contain at least two of the following special characters: capital letters, numbers or symbols". Below this box is the "Online Church Directory Email Confirmation" section, which includes a verification link, instructions on what to do after clicking the link, and a note to ignore the email if not requested. A signature "Instant Church Directory" is at the bottom right.

STEP 1 → Church Member Sign In

STEP 2 ← Your passwords must have at least 8 characters and contain at least two of the following special characters: capital letters, numbers or symbols

STEP 3 → Online Church Directory Email Confirmation

App Setup



Google play



Instant Church Directory
Communication Resources, Inc.
E Everyone



INSTALL


Search for
Instant Church Directory

Users also installed

MORE



The City:Your
3.9★ FREE



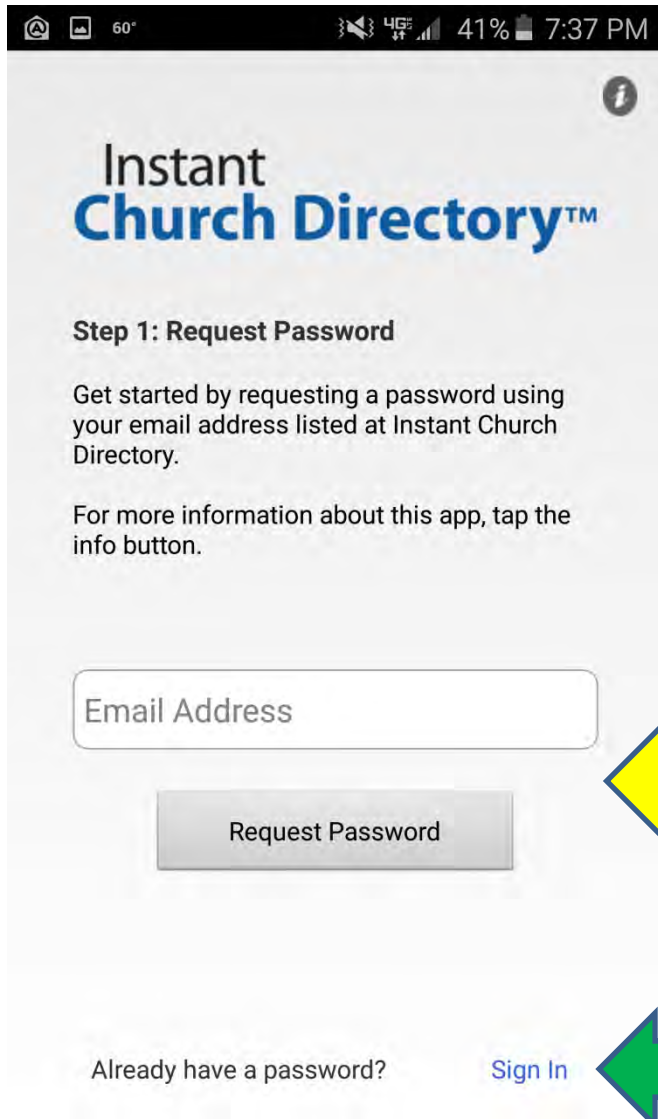
Daily Broadcast
4.2★ FREE



Table
3.1★ FREE

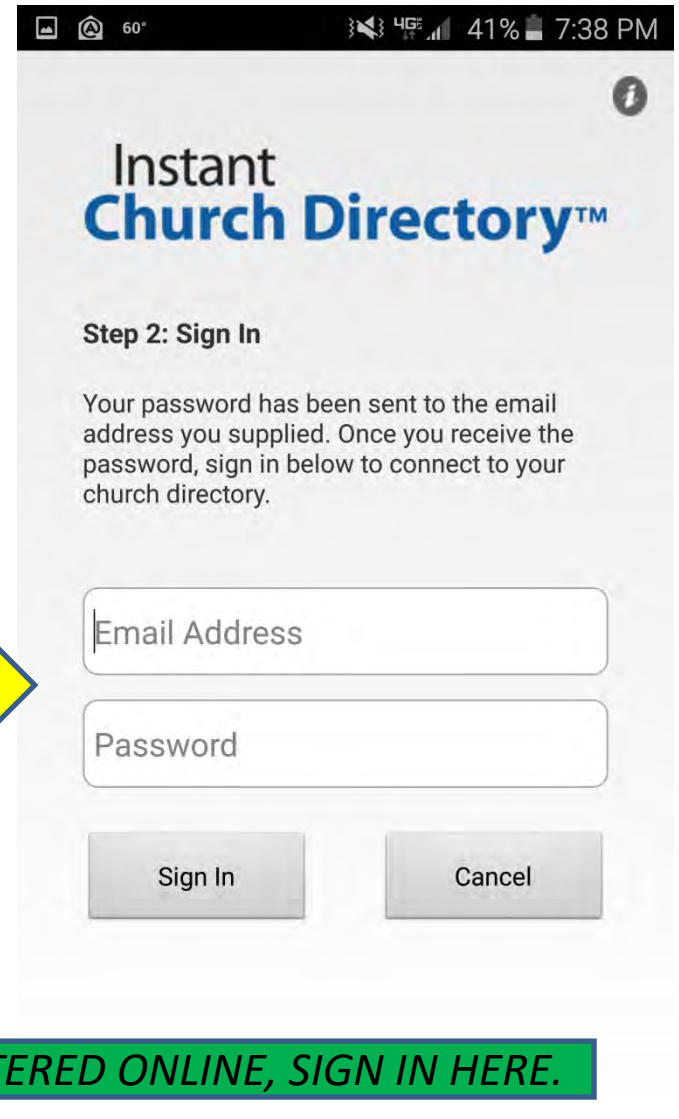


App Setup (cont.)



STEP 3

STEP 4



*IF YOU ALREADY REGISTERED ONLINE, SIGN IN HERE.